

THE TAUNTON DEANE BOROUGH (SCAT ACCESS ROAD) (BUS STOP CLEARWAY) ORDER 2004

The Taunton Deane Borough Council (hereinafter referred to as "the Council") pursuant to arrangements made under Section 101 of the Local Government Act, 1972 with the County Council of Somerset in exercise of the powers of the said County Council under Sections 1 (1), 2 (1) and (2), 4 (1) and (2) and (2) and Part IV of Schedule 9 of the Road Traffic Regulation Act 1984 ("the Act") and of all other enabling powers and after consultation with the Chief Officer of Police, in accordance with Part III of Schedule 9 of the Act, hereby make the following Order:-

1. This Order shall come into operation on 6 September 2004, and may be cited as "The Taunton Deane Borough (SCAT Access Road) (Bus Stop Clearway) Order 2004."

2. In this Order:-

"bus stop area" means any area of carriageway of a specified road, intended for the waiting of buses, which is comprised within and indicated by a road marking complying with either diagram 1025.1 or 1025.4 in Schedule 6 to the Traffic Signs and Regulations and General Directions 2002;

"express carriage" means a stage carriage as defined in the Public Passenger Vehicles Act 1981;

"stage carriage" means a stage carriage as defined in the Public Passenger Vehicles Act 1981;

"bus or coach" has the same meaning as "public service vehicle" as defined by the Public Passenger Vehicles Act 1981;

"specified road" means the part of the road specified in the Schedule to this Order.

3. Save as provided in Article 4 of this Order, no person shall, except upon the direction of a Police Constable in uniform or a Parking Attendant employed by the Council, cause or permit any vehicle, other than a stage carriage, express carriage, a bus or coach to wait in a bus stop area.
4. Nothing in Article 3 of this Order shall render it unlawful for a person to cause or permit a vehicle to wait in a bus stop area:-
 - (a) if the vehicle is being used for the removal of any obstruction to traffic;
 - (b) if the vehicle is being used in the service of a local authority or a statutory undertaker in exercise of statutory powers or duties

and whilst being so used in such service it is necessary for the vehicle to wait in that bus stop area;

- (c) if the vehicle is being used for police, fire brigade or ambulance purposes;
- (d) in any case where the person in control of the vehicle:-
 - (i) is required by law to stop;
 - (ii) is obliged to stop so as to prevent an accident; or
 - (iii) is prevented from proceeding by circumstances beyond his control.

5. The Council are satisfied that, for facilitating the passage of vehicular traffic on the specified road, it is requisite that section 3 (1) of the Act should not apply in relation to this Order.


6. In so far as any provision of this Order conflicts with a provision which is contained in an Order made or having effect as if made under the Act and existing at the time when this Order comes into operation and which imposes a restriction or prohibition on waiting by vehicles or grants an exemption from such restriction or prohibition, that provision of this Order shall prevail.

Dated this twenty fifth day of August 2004

The COMMON SEAL of TAUNTON)
DEANE BOROUGH COUNCIL was)
hereunto affixed in the presence of)

R. I. Taylor

R I Taylor
Chief Solicitor




A 5747

SCHEDULE SPECIFIED ROAD

SCAT/Castle School Access Road

At the Bus Stop Lay By North
of the SCAT/Castle School
Access Road.

SCHEDULE 6 ROAD MARKINGS (contd.)



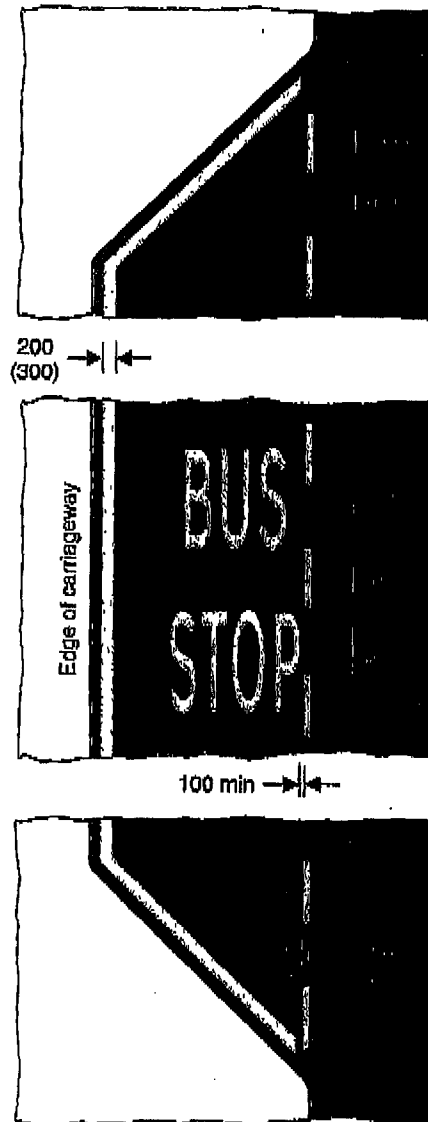
100 min → || ←



1025.1

Bus stop at which vehicular traffic must comply with the requirements of regulation 29(1) and Part I of Schedule 19

Item	
1	Regulations: 10(1), 22, 29(1)
2	Directions: 22(3), 24(1), 25
3	Diagrams: 970, 973.2, 973.3, 974, 975
4	Permitted variants: "STOP" may be varied to "STAND"
5	Illumination requirements: Schedule 17, item 12



1025.4

Same as diagram 1025.1 but where the bus stop occupies the whole of a lay-by

Item	
1	Regulations: 10(1), 22, 29(1), 31(5), 31(7)
2	Directions: 22(3), 24(1), 25
3	Diagrams: 970, 973.2, 973.3, 974, 975
4	Permitted variants: Same as diagram 1025.3
5	Illumination requirements: Schedule 17, item 12